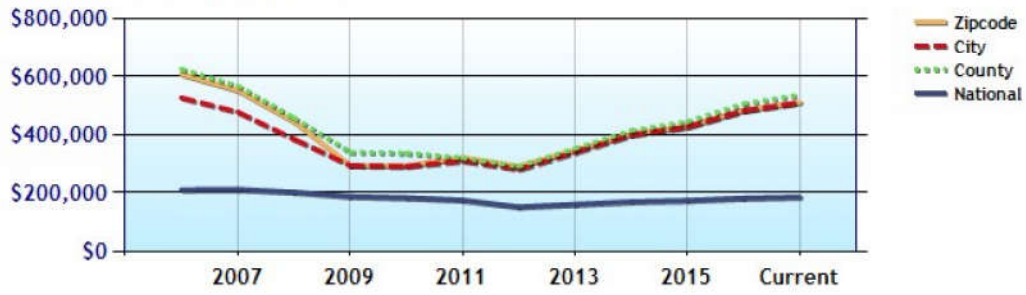
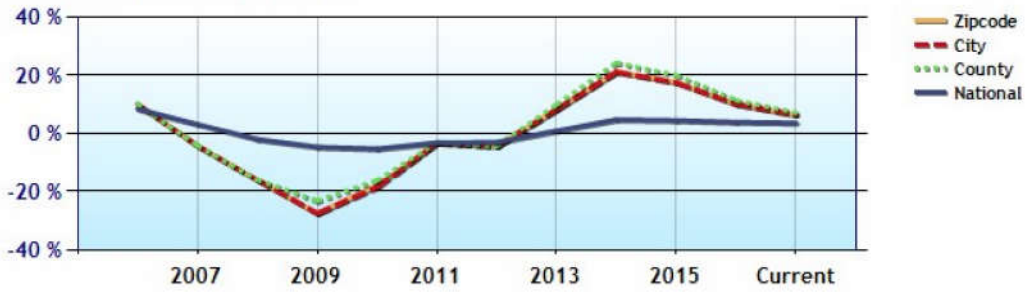


	Neighborhood	City	County	National
Median Home Value	\$550,980	\$510,100	\$536,800	\$185,800
Home Appreciation	6.5%	6.5%	7.2%	3.7%

Median Home Value - Ten Year Chart

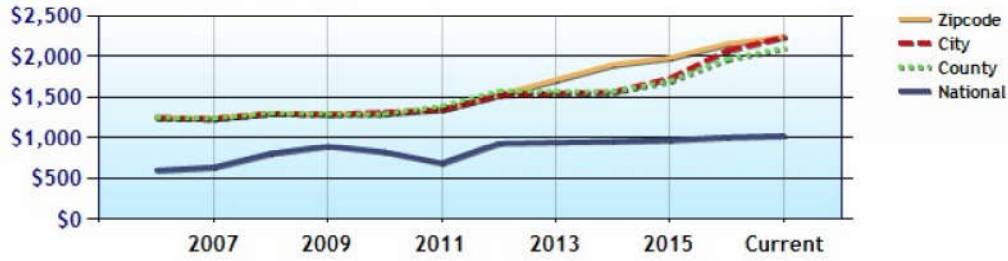


Home Appreciation - Ten Year Chart

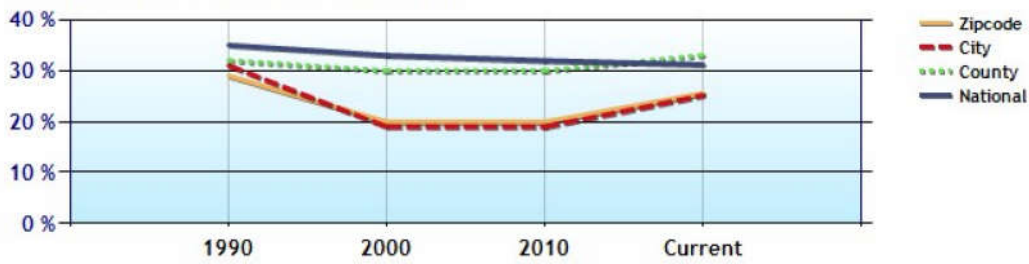


	Neighborhood	City	County	National
Median Age of Home	11.0	12.0	36.0	37.0
Homes Owned	65.6%	70.0%	61.3%	56.3%
Homes Rented	29.4%	25.2%	33.0%	31.2%
Homes Vacant	5.0%	4.8%	5.8%	12.5%

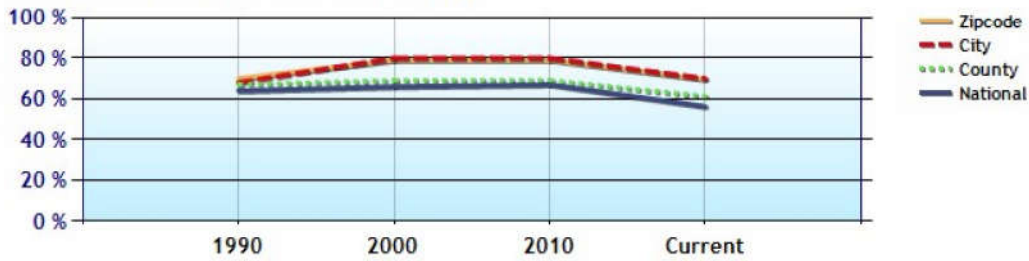
Average Rental Cost - Ten Year Chart



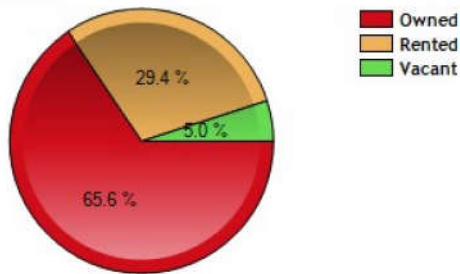
Percentage of Homes Rented - Thirty Year Chart



Percentage of Homes Owned - Thirty Year Chart



Home Use



Median Age of Home

