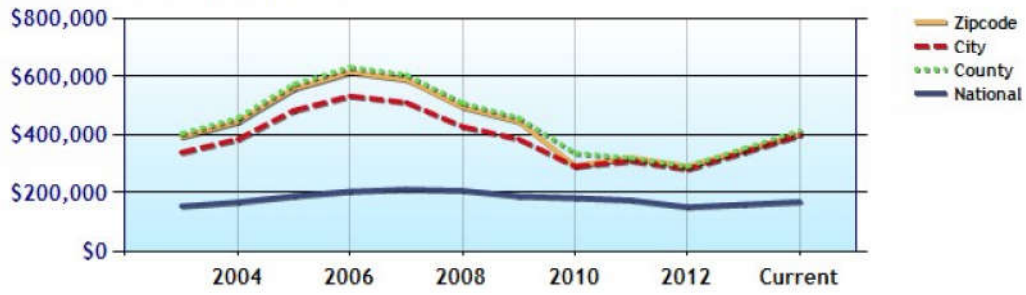
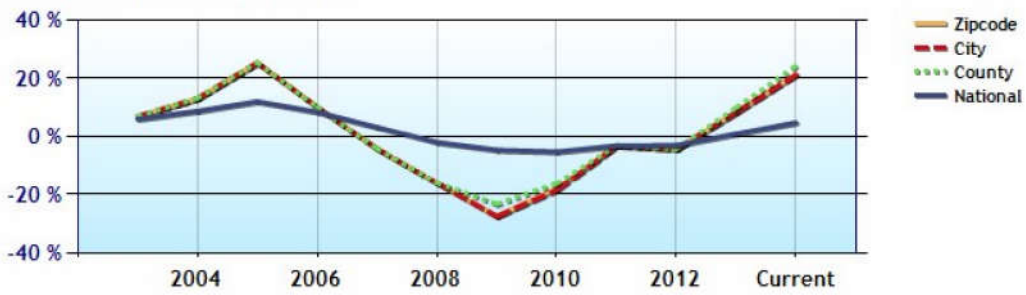


	Neighborhood	City	County	National
Median Home Value	\$411,000	\$399,800	\$414,600	\$177,414
Home Appreciation	21.4%	21.2%	24.3%	4.9%

Median Home Value - Ten Year Chart

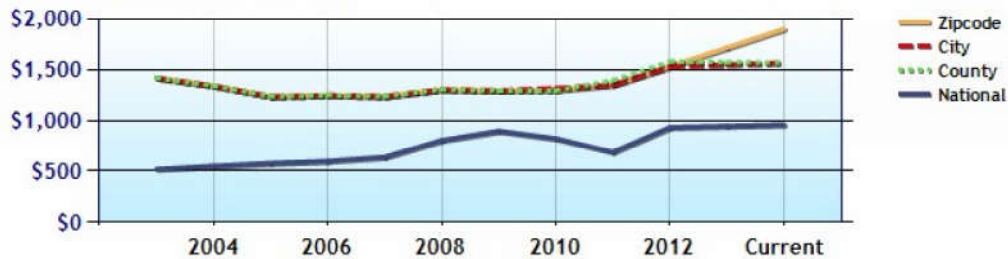


Home Appreciation - Ten Year Chart

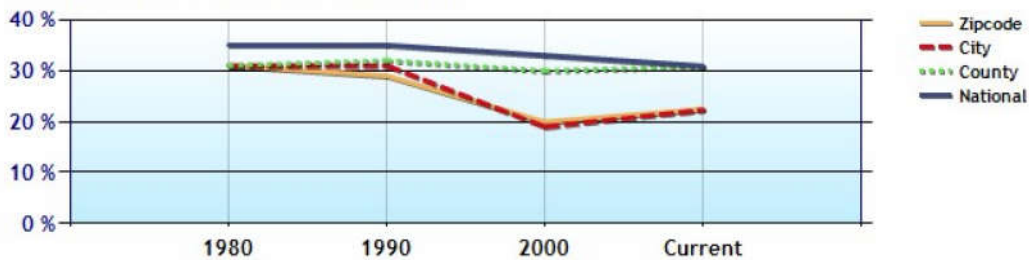


	Neighborhood	City	County	National
Median Age of Home	11.0	11.0	37.0	37.0
Homes Owned	79.0%	71.2%	62.4%	57.3%
Homes Rented	15.4%	22.8%	30.9%	30.2%
Homes Vacant	5.7%	6.0%	6.7%	12.5%

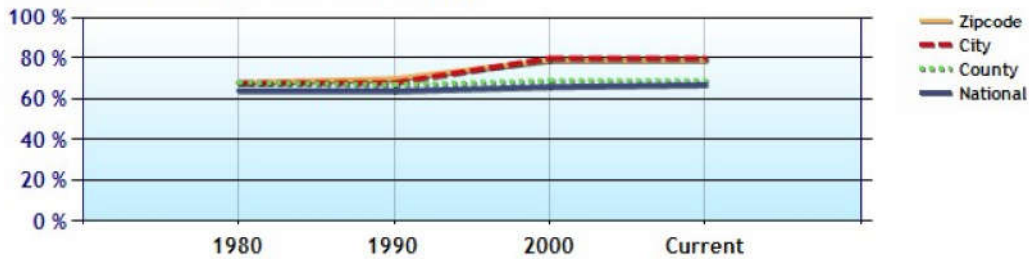
Average Rental Cost - Ten Year Chart



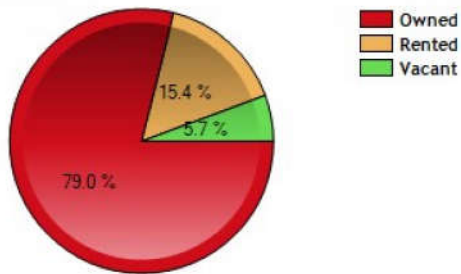
Percentage of Homes Rented - Thirty Year Chart



Percentage of Homes Owned - Thirty Year Chart



Home Use



Median Age of Home

